

A2 Newsletter

WELCOME!

WELCOME!

WELCOME!

WELCOME!



Off to a
good start

Aloha, everyone!
I'm having so much fun with my new A2 class, and I can't wait for all the memories and moments we'll create together in the classroom. We're going to be like family and grow so much this year. Let's make Team A2 a inspiring and supportive crew.

Welcome to A2!

Aika, Amelia, Chika,
Easton, Hana, Hinano,
Hito, Hudson, Kota, Len,
Luca, Marika, & Noah



Unit 1: Expressing Ideas and Emotions

we will start the year with the UOI on expression. This will help us communicate with our new team (A2 team as we say), avoid unwanted conflicts with one another, and create a safe and compassionate environment where we bonds can be made.

Settling in...

Class tour, A2 rules, icebreaker activity, and creating our unique, one-of-a-kind, handmade journals to document our upcoming academic and personal journey.





We started off with a self portrait, about me page, and beautiful display of ABCs and Numbers.



Unit 1: Expressing Ideas and Emotions

Social Studies: Appropriate and Healthy Ways to Express Our Emotions

Why is it important to know the names of the emotions we feel? Why is it good to be able to communicate our ideas and feelings to one another?






Math: Bridges

Reviewing numbers one to ten, how to visualize quantities, and identifying shapes.



Language Arts: Wonders

Language Arts follows concepts aligned with the current UOI, separated into weekly topics: "We Are Special" and "My Family and Me." Students explore key concepts, sight words related to the given topic, and review the alphabet and phonics.



PSPE

Musical Chairs, Dance Stop, Frog Hop race, Bee Chase – students are using these exercises to sharpen their motor skills, listening skills, and teamwork. They're also becoming more comfortable with one another while dancing and expressing themselves physically.

Art & Design

How We Express Ourselves – Self-Portrait
Students use the collage method to create a self-portrait that expresses who they are. They can choose to use as few or as many elements as they like to reflect their personality, style, and interests, using cut-out images from the book I Spy.

Random moments of us

Us Having Fun
We're spending time meditating, rehearsing positive affirmations, and just being silly together. It's all about finding balance, relaxing our minds, lifting each other up, and having fun while doing it!

